


**AR068**

**Flash By Design**


**Print Process:** Epoxy Dome

**Product Size:** various - approx 50 x 15 mm


**Colours:** Product Colour: Black




Dome size :  
13 x 28.5 mm



Dome size :  
25.5 x 25.5mm



Dome size :  
28.5 mm  $\varnothing$



Dome size :  
29.5 x 21.5 mm

Single Sided Epoxy Dome



Please follow these artwork guidelines: • Use and supply vector-based artwork • Illustrator compatible EPS or PDF with all fonts outlined • Indicate any critical colour details with the correct PMS colour • All Pantone colours need to be supplied as Pantone Coated (PMS C) colours • All details need to be “embedded” in the file, i.e. no linked artwork should be provided • Bleed is crucial when printing edge to edge. Artwork must extend beyond the finished and trim size dimensions.